



**CULTURED MARBLE ORDER FORM**

send completed order form to orders@virginiamarble.com

<b>Request Date:</b>		<b>Customer #:</b>		<b>Quote #</b>	
<b>Customer Information</b>			<b>Ship To Information</b>		
<b>Contact</b>					
<b>Phone</b>					
<b>Email</b>					
<b>Company</b>					
<b>Address 1</b>					
<b>Address 2</b>					
<b>City, ST Zip</b>					

If you were provided with a quote, please include the quote # and/or attach the quote to your order.

**Comments or special instructions:** \_\_\_\_\_

New customer

Job Name/PO #: \_\_\_\_\_

Quantity	Bowl Type / Edge Profile	Length	Depth	Color	Bowl Qty	Offsets	Drills	Endsplash	Finished Ends	Notes (or diagram reference)

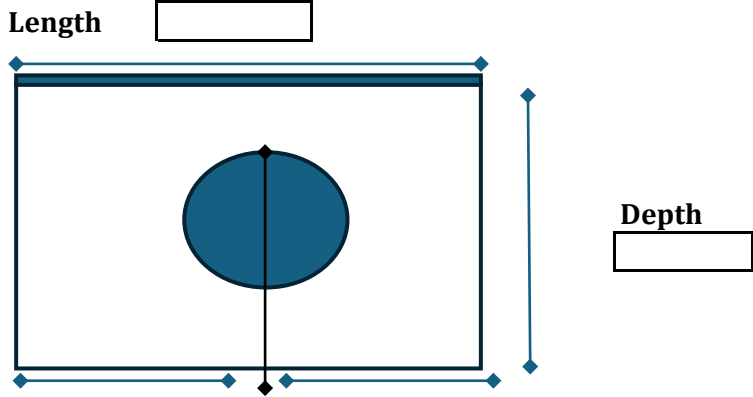
Please provide drawing/diagram for three or more bowls, custom universal shower pan, or other custom features not included in diagram sheets.



Company: \_\_\_\_\_  
 Job Name/PO#: \_\_\_\_\_

**Diagram A-1**

Quantity	Bowl Type	Edge Profile	Color	Bowl Qty

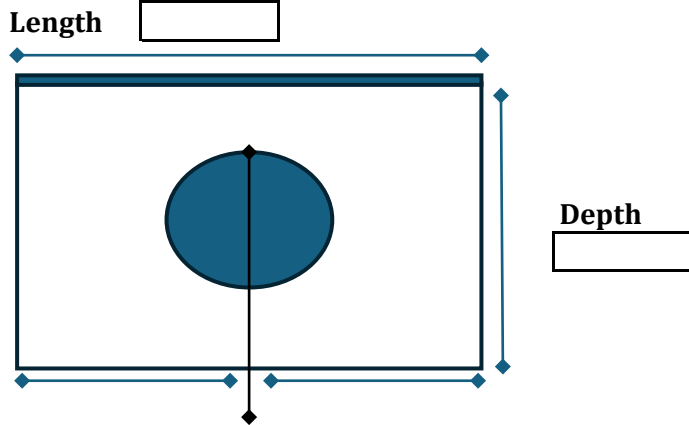


Offset (L)	Offset (R)	Drills	End splash (L/R/B)	Finished edge (L/R/B)

Notes

**Diagram A-2**

Quantity	Bowl Type	Edge Profile	Color	Bowl Qty



Offset (L)	Offset (R)	Drills	End splash (L/R/B)	Finished edge (L/R/B)

Notes

You must complete page 1.



Company:  
Job Name/PO#:

Diagram B-1

		Edge		
Quantity	Bowl Type	Profile	Color	Bowl Qty

Length

Offset (L)	Offset (R)	Drills	End splash edge (L/R/B)	Finished edge (L/R/B)

Notes

Diagram B-2

		Edge		
Quantity	Bowl Type	Profile	Color	Bowl Qty

Length

Offset (L)	Offset (R)	Drills	End splash edge (L/R/B)	Finished edge (L/R/B)

Notes

You must complete page 1.




**Company:**  
**Job Name/PO#:**

**Diagram C-1**

Quantity	Bowl Type	Edge Profile	Color	Bowl Qty

Length



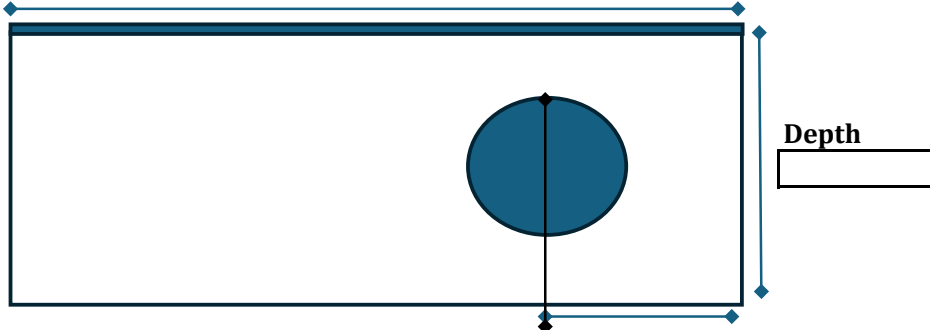
Offset (L)	Offset (R)	Drills	End splash edge (L/R/B)	Finished edge (L/R/B)
	N/A			

Notes

**Diagram C-2**

Quantity	Bowl Type	Edge Profile	Color	Bowl Qty

Length



Offset (L)	Offset (R)	Drills	End splash edge (L/R/B)	Finished edge (L/R/B)
N/A				

Notes

**You must complete page 1.**



**Company:**

**Job Name/PO#:**

**Diagram D-1**

Quantity	Bowl Type	Edge Profile	Color	Bowl Qty

Length



Offset (L)	Offset (R)	Drills	End splash edge (L/R/B)	Finished edge (L/R/B)
N/A	N/A			

Notes

**Diagram D-2**

Quantity	Bowl Type	Edge Profile	Color	Bowl Qty

Length



Offset (L)	Offset (R)	Drills	End splash edge (L/R/B)	Finished edge (L/R/B)
N/A	N/A			

Notes

**You must complete page 1.**

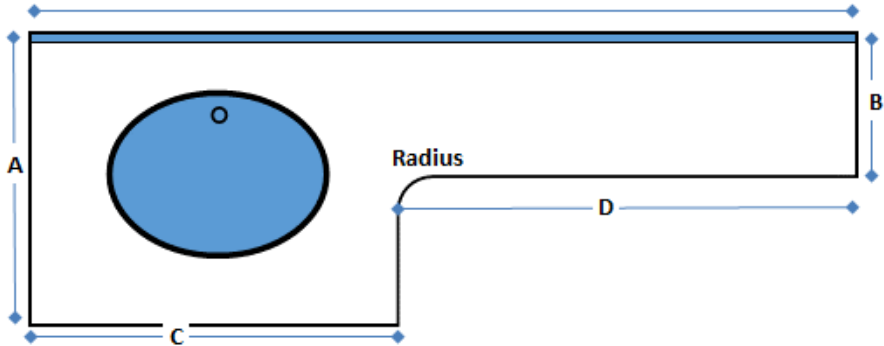


Company:  
Job Name/PO#:

Diagram E-1

Quantity	Bowl Type	Edge Profile	Color	Bowl Qty
<input type="text"/>	<input type="text"/>	<input type="text"/>	<input type="text"/>	<input type="text"/>

Length



A  B  C  D  Radius

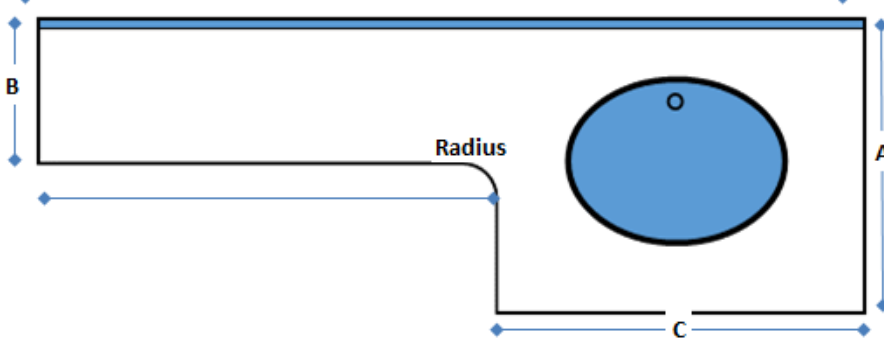
Offset (L)	Offset (R)	Drills	Finished End splash edge (L/R/B)	Finished edge (L/R/B)
<input type="text"/>	N/A	<input type="text"/>	<input type="text"/>	<input type="text"/>

Notes

Diagram E-1

Quantity	Bowl Type	Edge Profile	Color	Bowl Qty
<input type="text"/>	<input type="text"/>	<input type="text"/>	<input type="text"/>	<input type="text"/>

Length



A  B  C  D  Radius

Offset (L)	Offset (R)	Drills	Finished End splash edge (L/R/B)	Finished edge (L/R/B)
<input type="text"/>	N/A	<input type="text"/>	<input type="text"/>	<input type="text"/>

Notes

You must complete page 1.



Company:

Job Name/PO#:


Diagram F-1

Panel Type

Left Wall

Quantity  Color

Width




Height

Back Wall

Quantity  Color

Width




Height

Right Wall

Quantity  Color

Width



Height

Room

Notes

You must complete page 1.